

## ***Devices for samples and swatch making***


### **Pneumatic spine folders: PDP1000 series**

The success of manual driven spine folders *PD 1700* and the need of a faster execution time, time saving that our client request us, push us to realize the spine folders of the *PDP 1000* series.

They are so simple and in use that you will find them indispensable in spine folders gluing.

The sticking of the spine folder is made by a pneumatic clamp.

*PDP 1800 XL with lateral side guides GRS*



*Spine folder closed*

#### **Description**

The clamp is moved by two pneumatic pistons.

The pistons generate a **huge pressing strength** if you compare to the human arm; thanks to this pressure the time needed for the glue to stick reduce to a fraction of second.


The command of the pistons is given by synchronized buttons. The buttons are far enough to be pressed using both hands to avoid any dangers.

The **XL** model is supplied with a practical wheeled table and many comfortable optional, ex.: electrical power and compressed air plugs, and the predisposition for the melter.

The **AXL** model is the most complete; in fact, it is able to **place automatically the hot melt glue** over the folders.

The **AXL** model has a carriage that runs over a motorized guide.

Over the carriage are installed **three guns** for automatic glue placement. The glue is applied in




*PDP1K8 AXL*

both direction carriage runs.

A user friendly touch screen operator panel give the way to input the measure of glue placement.

**PDP 1000 STD**




Desk top model

**PDP 1000 XL**



Model with table and services

**PDP 1000 AXL**



Model with automatic glue applicator

**Dimensions**

<b>Height</b>	500mm	1700mm	2500mm
<b>Width</b>	830mm	1400mm	1260mm
<b>Depth</b>	680mm	680mm	1010mm
<b>Pressure area</b>			
<b>Width</b>	800 mm	800 mm	800 mm
<b>Depth</b>	70mm (adjustable)	70mm (adjustable)	80 mm (adjustable)
<b>Clearance over plane</b>	70mm (adjustable)	70mm (adjustable)	70mm (adjustable)
<b>Weight</b>	30kg	50kg (melter not included)	250Kg (melter included)

**Technical characteristics**

<b>Power</b>	230V single phase + compressed air	230V single phase + compressed air	400V three phase + compressed air
<b>Installed power</b>	0,05 kW	According to melter size	According to melter size
<b>Gluing Pressure ( at 6 bar )</b>	Max 6,73N/cm <sup>2</sup>	Max 6,73N/cm <sup>2</sup>	Max 5,89N/cm <sup>2</sup>
<b>Laying glue speed</b>	n.d.	n.d.	22 m/min
<b>Hot melt guns number manuals automatics</b>	0 --	1 --	-- 3
<b>Measure input</b>	No	No	By operator panel
<b>Positioning control</b>	No	No	By incremental encoder
<b>Engines</b>	No	No	Translation 0,37 kW

**Optionals**

<b>Type</b>	<b>Description</b>
<b>Hot melt with manual gun</b>	Only for models PDP STD and PDP XL you can choose one of: 1) Nordson Dura Blue series L 2) Robatech Ecoline
<b>GRS</b>	Lateral side guides only for model PDP STD
<b>BPR</b>	Pneumatic folder lock over lateral side guides only for models PDP STD and PDP XL

**JEM** s.r.l.  
via F. Mola, 17  
20156 Milan  
Italy

phone.: +39 02 48 49 80 16  
email: info@jem2009.eu  
site: www.jem2009.eu

---



Rev.05/30/11